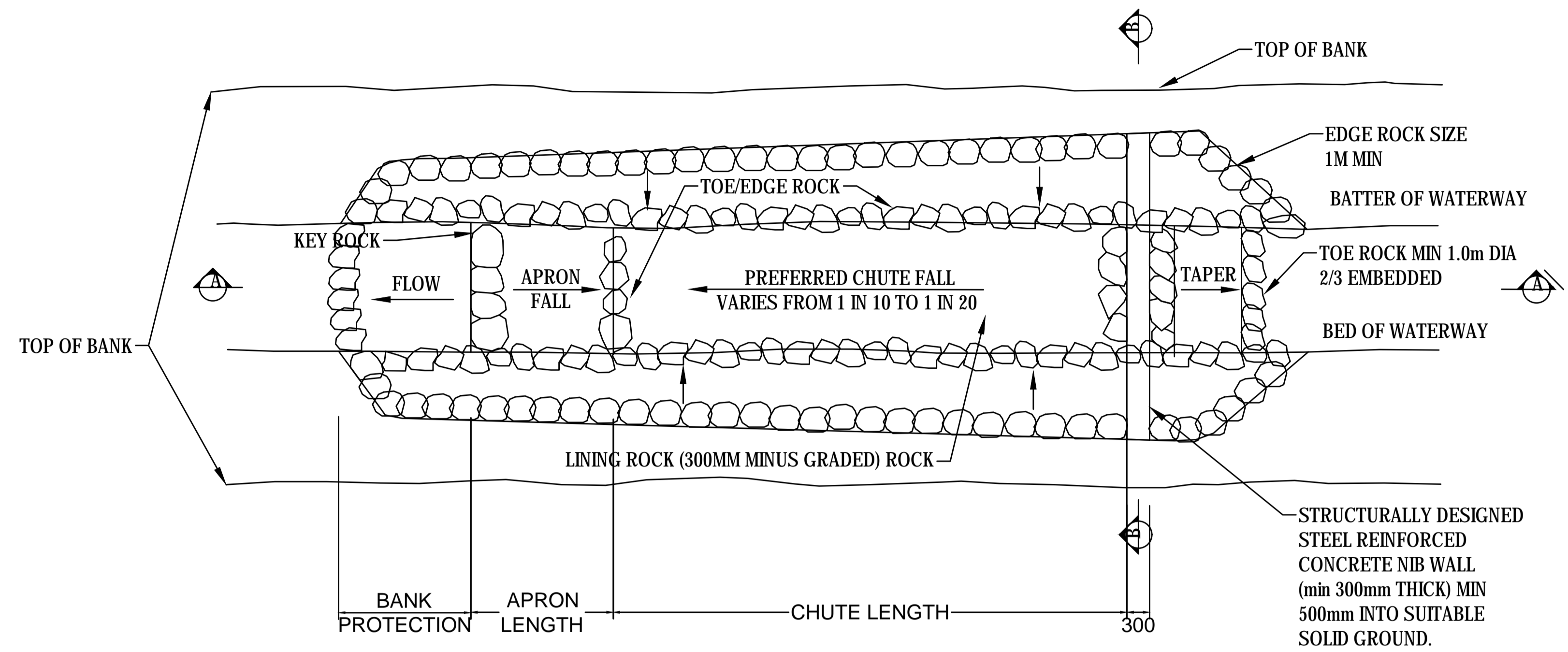
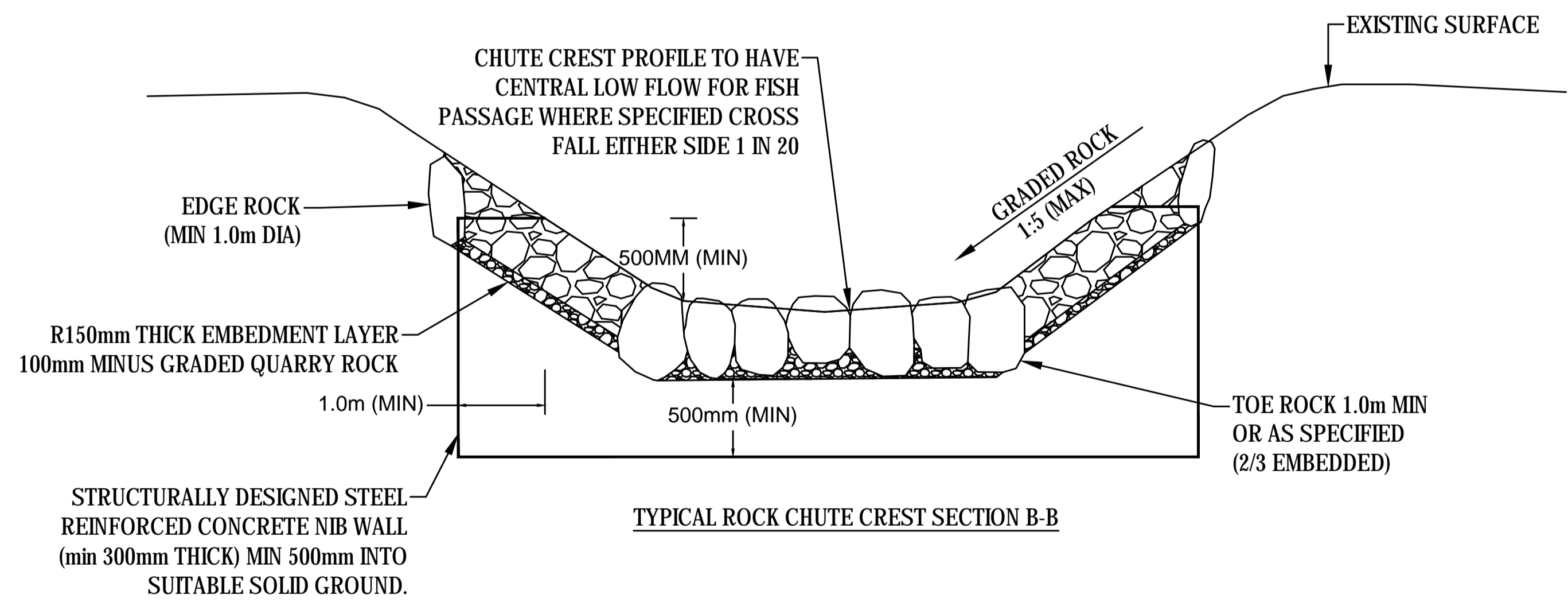


**NOTE:**

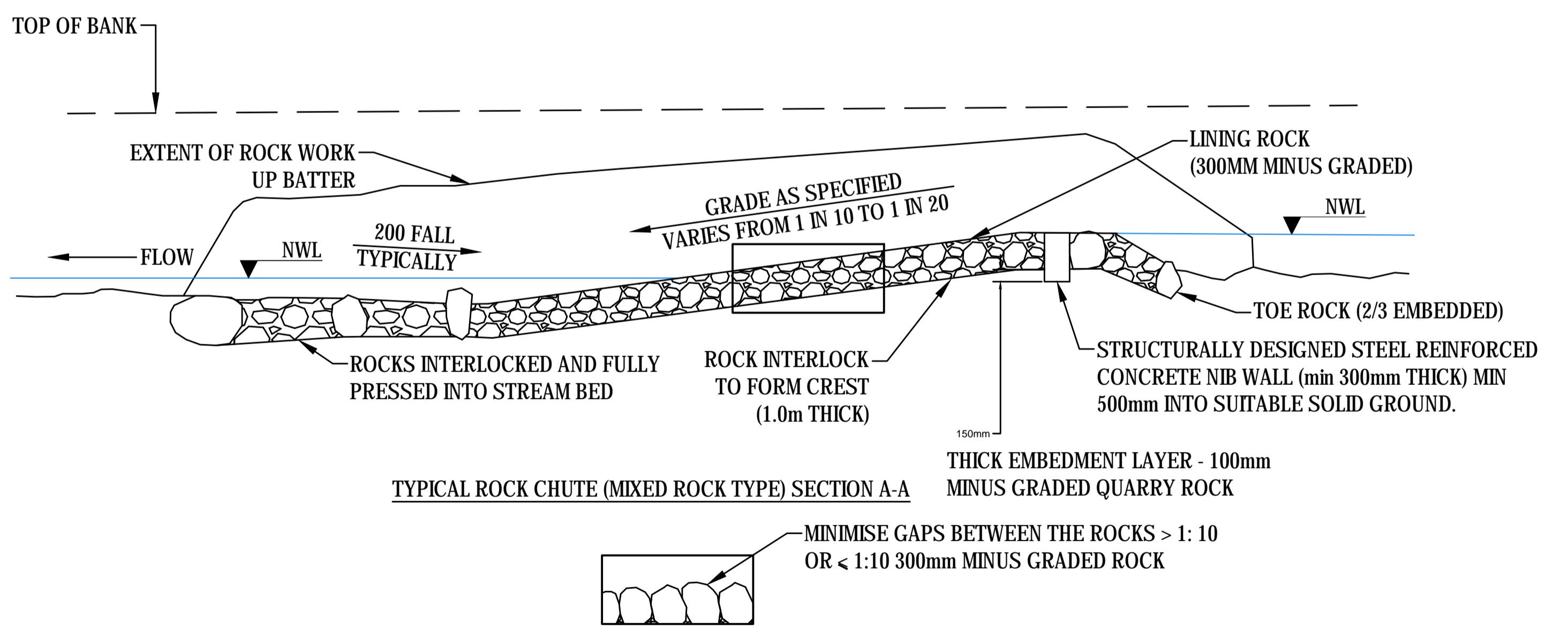
- TOP OF TOE ROCK AS SPECIFIED FOR DESIGN FLOW HEIGHT EMBEDDED 2/3.
- ROCK CHUTES SHOULD GENERALLY BE 1:10 OR FLATTER, HOWEVER WHERE SITE CONDITIONS ONLY ALLOW FOR CHUTES STEEPER THAN 1:5 THE ROCKWORK MUST BE MADE ONLY OF LARGE ROCKS
- STEEL REINFORCED CONCRETE NIB WALL; GENERALLY 500mm DEEP (300mm MIN THICK) INTO INSITU GROUND, MINIMUM 500MM RISE AND MIN 1M Laterally INTO INSITU GROUND
- GENERALLY CHUTES 1 IN 5 OR STEEPER REQUIRE 'PLACED' ROCK ON A EMBEDMENT LAYER RATHER THAN 'MIXED' TYPE ROCK CONSTRUCTION
- CREST MAXIMUM HEIGHT OF 1.2m FOR ALL CHUTES
- REFER TO CONSTRUCTED WATERWAYS DESIGN MANUAL LONGITUDINAL GRADE DECISION TREE FOR CHUTE STEEPNESS.



**TYPICAL ROCK CHUTE ARRANGEMENT**



**TYPICAL ROCK CHUTE CREST SECTION B-B**



**TYPICAL ROCK CHUTE (MIXED ROCK TYPE) SECTION A-A**

**TYPICAL ROCK CHUTE (PLACED ROCK TYPE) SECTION A-A**

<p><b>Melbourne Water</b></p> <p>Copyright - This document is the property of Melbourne Water. Use or copying of the document in whole or in part without the written permission of Melbourne Water constitutes an infringement of copyright.</p>										<p><b>MELBOURNE WATER CORPORATION</b></p>	
<p>Copyright - This document is the property of Melbourne Water. Use or copying of the document in whole or in part without the written permission of Melbourne Water constitutes an infringement of copyright.</p>										<p>Original Size <b>A1</b></p>	
<p>Copyright - This document is the property of Melbourne Water. Use or copying of the document in whole or in part without the written permission of Melbourne Water constitutes an infringement of copyright.</p>										<p>Scale <b>NOT TO SCALE</b></p>	
<p>Copyright - This document is the property of Melbourne Water. Use or copying of the document in whole or in part without the written permission of Melbourne Water constitutes an infringement of copyright.</p>										<p>Code <b>C</b></p>	
<p>Copyright - This document is the property of Melbourne Water. Use or copying of the document in whole or in part without the written permission of Melbourne Water constitutes an infringement of copyright.</p>										<p>Revision <b>B</b></p>	