






WTP Emergency Markers ESTA route to emergency markers

-  Emergency Marker
-  ESTA route to emergency markers
-  WTP Boundary
-  Emergency Assembly
-  Bird Watchers Gate Number

Whilst all due skill and attention has been used Melbourne Water Corporation shall not be liable in anyway for loss of any kind including damages, costs, interest, loss of profits or special loss or damage, arising from any error, inaccuracy, incompleteness or other defect in this information. By receiving and accepting this information the recipient acknowledges that Melbourne Water Corporation makes no representations as to the accuracy or completeness of this information and ought carry out its own investigation if appropriate.

N
MGA55
4/06/2015

Map at A3
