REV	MWC DRAWING NUMBER	CODE
A	7251/08/413	

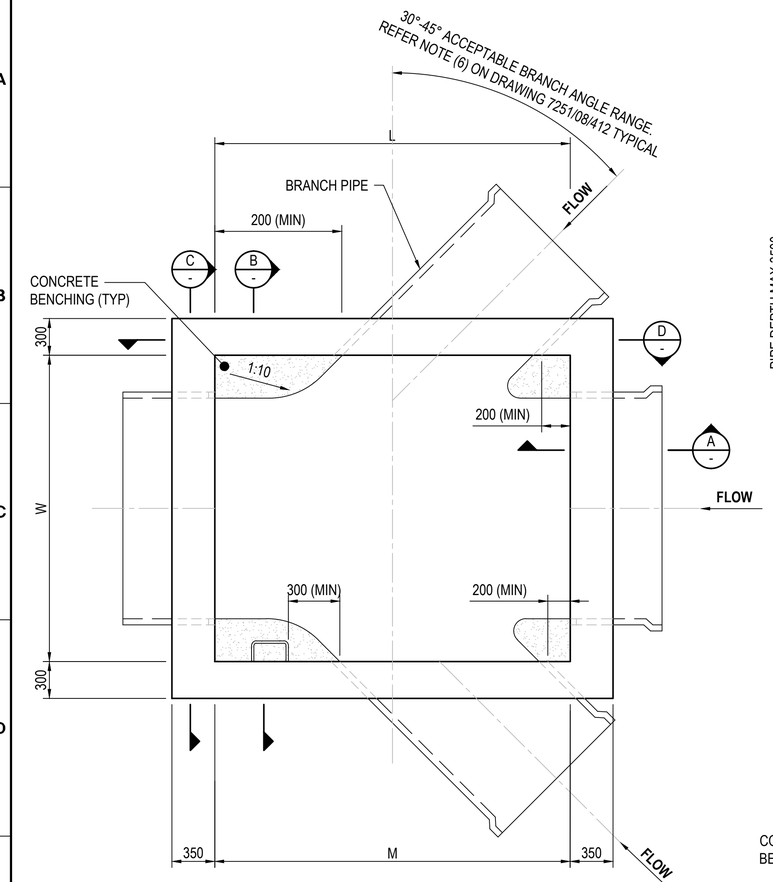

KEY PLAN AT PIT LEVEL

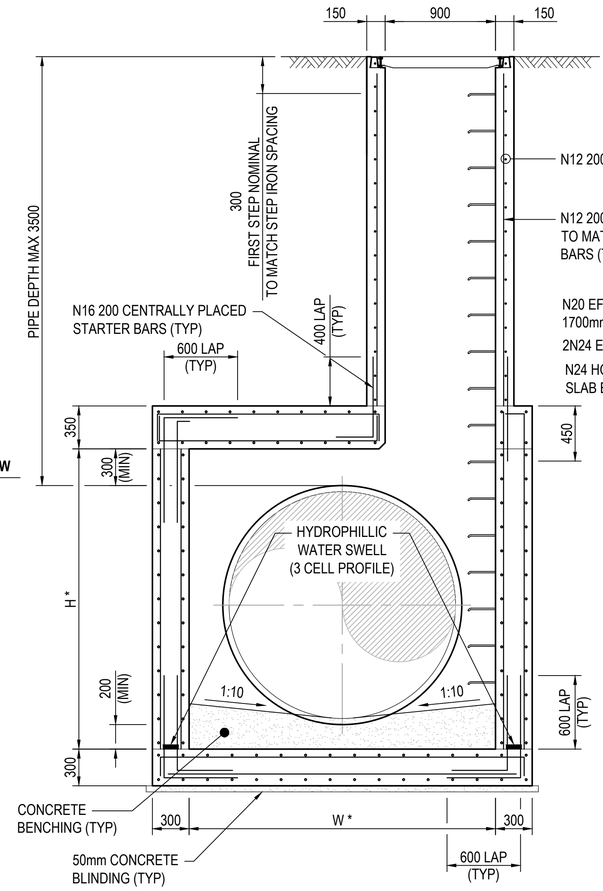

* REFER TABLE ON DRG 7251/08/412

B SECTION
412 / -

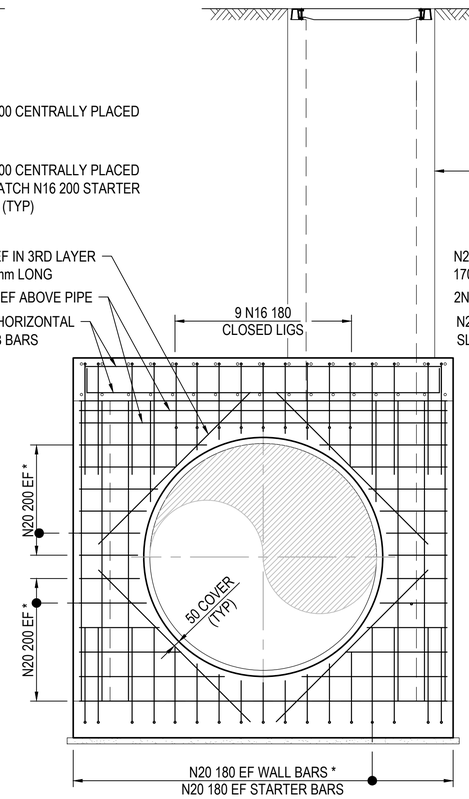

* CUT OFF BARS 50mm CLEAR OF PIPE

C SECTION
412 / - (BASE REINFORCEMENT NOT SHOWN FOR CLARITY)

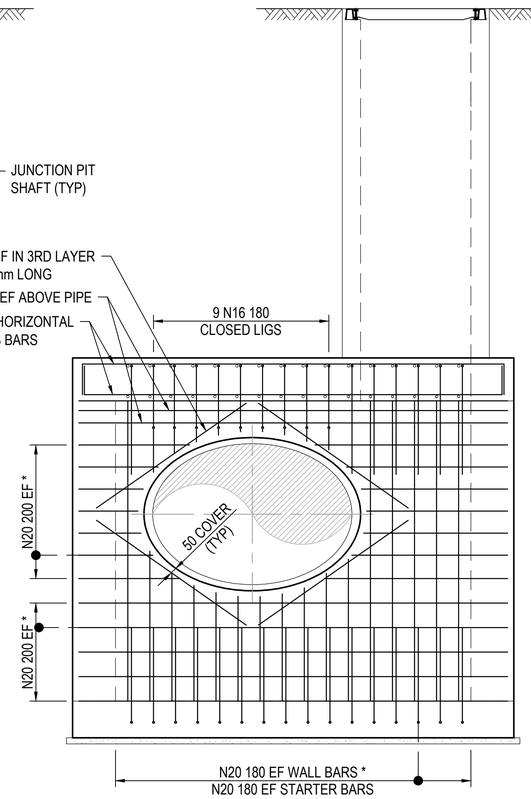

* CUT OFF BARS 50mm CLEAR OF PIPE

D SECTION
412 / - (BASE REINFORCEMENT NOT SHOWN FOR CLARITY)

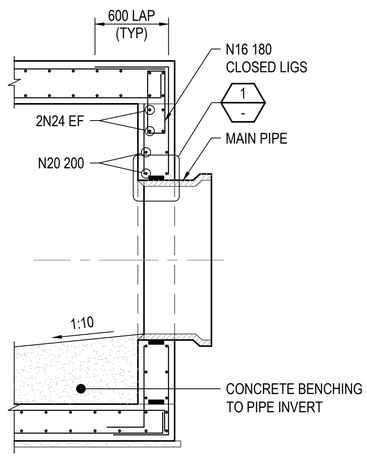

A SECTION
412 / -

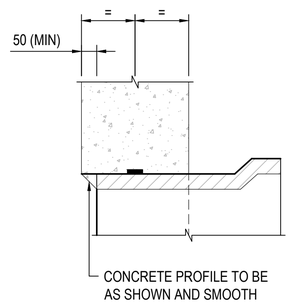

1 DETAIL
-

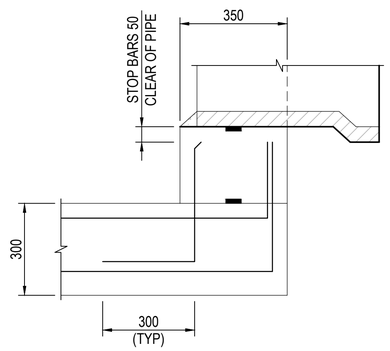

CORNER DETAILS

PLAN VIEW

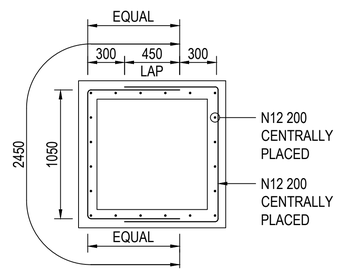

SHAFT REINFORCEMENT DETAIL

*** REFER DRAWING 7251/08/412 FOR CONCRETE OUTLINE AND NOTES.**

REV	DESCRIPTION	COMPANY	PROJECT OR WO NUMBER	DRAWN	ENG. CHECK	PR. MAN. APP'D	DATE
A	FIRST REVISION			RD	VY	RM	25.11.15

COPYRIGHT
Copyright - This document is the property of Melbourne Water. Use or copying of the document in whole or in part, for other than Melbourne Water purposes, without the written permission of Melbourne Water constitutes an infringement of copyright.

Melbourne Water
DRAINAGE STANDARD DRAWINGS

DRAFTER	DESIGNER	DESIGN MANAGER APPROVAL	PROJECT MANAGER APPROVAL
RD	GT	RM	VY
DRAFTING CHECK	ENGINEERING REVIEW		
BS	VY		

TITLE **JUNCTION PITS (≤3.5m DEEP) - SHEET 2 OF 2**

FOR PIPELINES 1950mm TO 2400mm DIAMETER

PROJECT DATUM

SCALE NTS

Original Size **A1**

MELBOURNE WATER CORPORATION

CODE	MWC DRAWING NUMBER	REV
	7251/08/413	A